



Polar Plunge Dashboard User Guide


What do I use my dashboard for?

Your dashboard is your personal fundraising hub. From here you can update your page, share your fundraising link, track donations, invite people to join your team and thank your supporters.

How do I access my dashboard?

Click *Login* in the top right-hand corner of the Polar Plunge website.

Once logged in, you will be taken to your participant dashboard, where you can manage your fundraising page and track your donations.

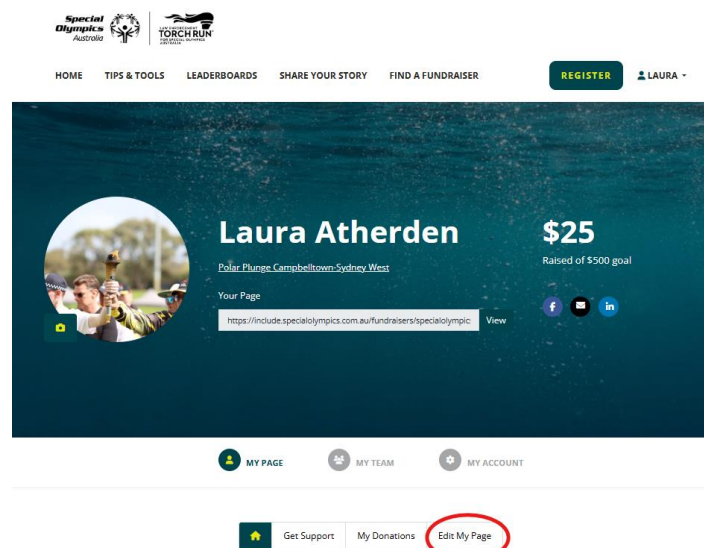


How do I edit my fundraising page?

Log in to your dashboard and select *Edit My Page*. From here you can update:

- your fundraising story, your fundraising goal, your profile photo, your page title

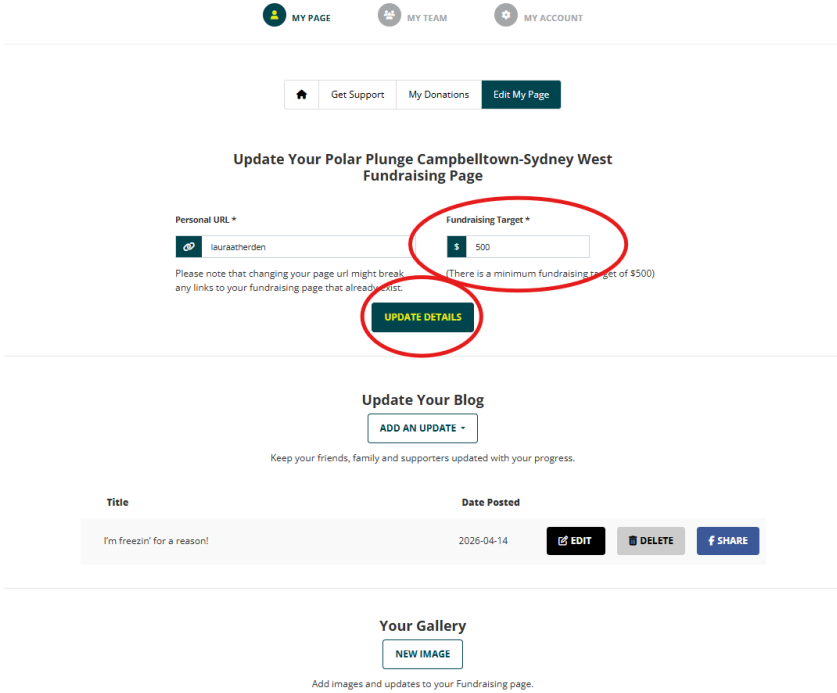
Keeping your page updated helps encourage more donations.



How do I update my fundraising goal?

Log in to your dashboard and go to *Edit My Page*.

You can increase or update your fundraising goal at any time.



MY PAGE MY TEAM MY ACCOUNT

Get Support My Donations **Edit My Page**

Update Your Polar Plunge Campbelltown-Sydney West Fundraising Page

Personal URL * Fundraising Target *

Please note that changing your page url might break any links to your fundraising page that already exist. (There is a minimum fundraising target of \$500)

UPDATE DETAILS

Update Your Blog

ADD AN UPDATE -

Keep your friends, family and supporters updated with your progress.

Title	Date Posted	
I'm freezin' for a reason!	2026-04-14	EDIT DELETE SHARE

Your Gallery

NEW IMAGE

Add images and updates to your Fundraising page.

How do I share my fundraising page?

Once logged in, you can share your page using the *social media buttons* in your dashboard.

You can also copy your *fundraising page link* and share it via:

- Facebook
- Instagram
- LinkedIn
- email
- WhatsApp

Sharing your page regularly helps you reach more supporters.

How do I ask people to donate?

The easiest way is to *share your fundraising page link*.

You can send it to friends, family and colleagues via email or social media.

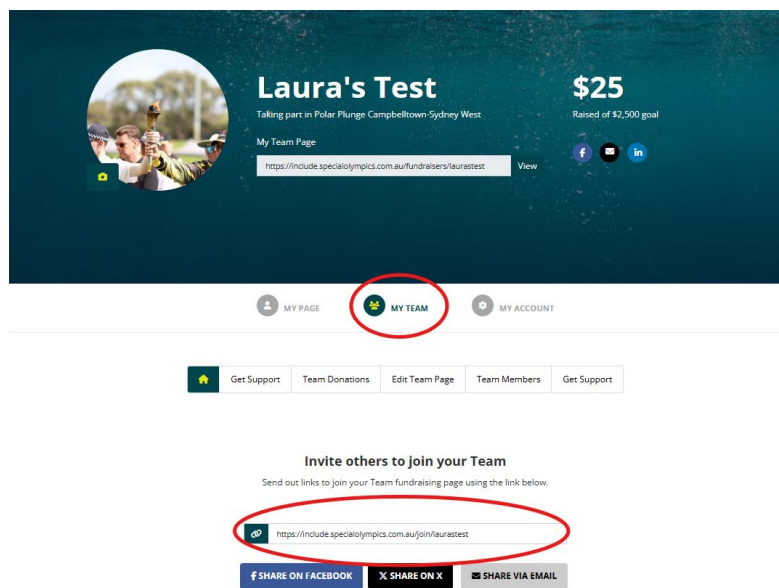
Check out our Tips and Tools page on the Polar Plunge website for more information.

How do I invite people to join my team?

Team Captains can log in to their dashboard and go to the *Team section*. From here, Team Captains can invite people to join their team by sharing the team link.

Team members can share their team's fundraising page link directly through the share links on the team fundraising page OR by sharing the team fundraising page link directly.

Polar Plunge is more fun with a team!

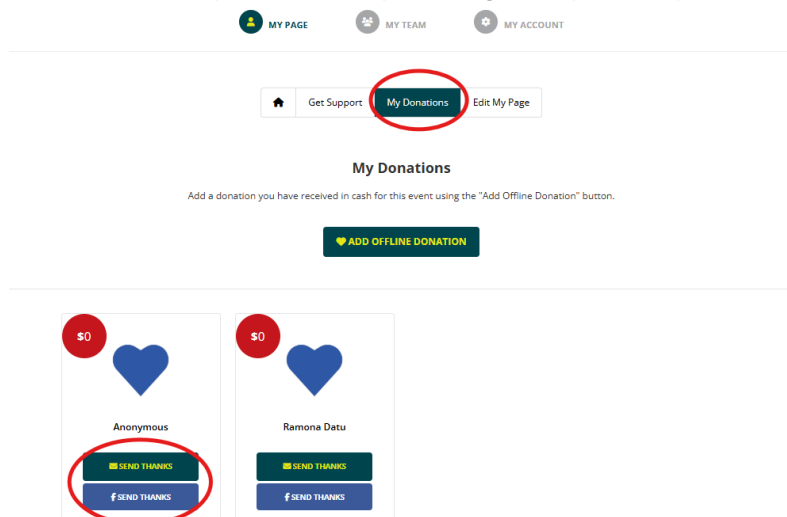


How do I see who has donated?

You can see all donations in your dashboard under *My Donations*.

Here you can view:

- who donated, how much they donated, any messages they left for you



How do I thank people who donated?

Log in to your dashboard and go to *My Donations*.

From there you can send a thank-you message to your supporters.

You can also thank them publicly on social media or with a personal message.

Need Help?

If you need help with your fundraising page or dashboard, please contact the Special Olympics Australia Fundraising Team on polarplunge@specialolympics.com.au