



SPLASH Dashboard User Guide

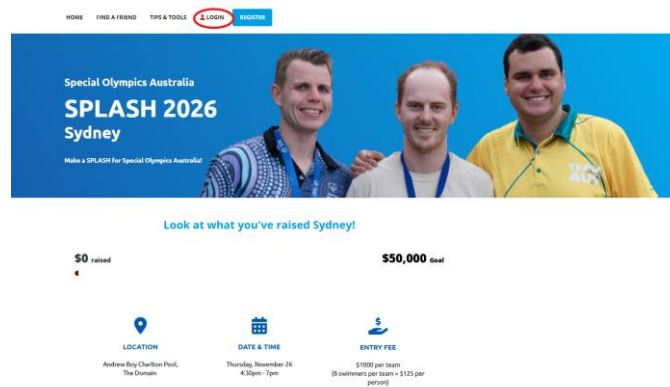
What do I use my Dashboard for?

Your Dashboard is your personal fundraising hub. From here you can update your page, share your fundraising link, track donations and thank your supporters.

How do I access my Dashboard?

Click the *Login* button in the navigation menu at the top of the SPLASH website.

Once logged in, click on your name in the top menu and select *Dashboard*. From there, you can manage your fundraising page and track your donations.




How do I edit my fundraising page?

Log in to your *Dashboard*. From here you can click on *Edit My Page* and update:

- your fundraising story, your fundraising goal, your profile photo, your page title

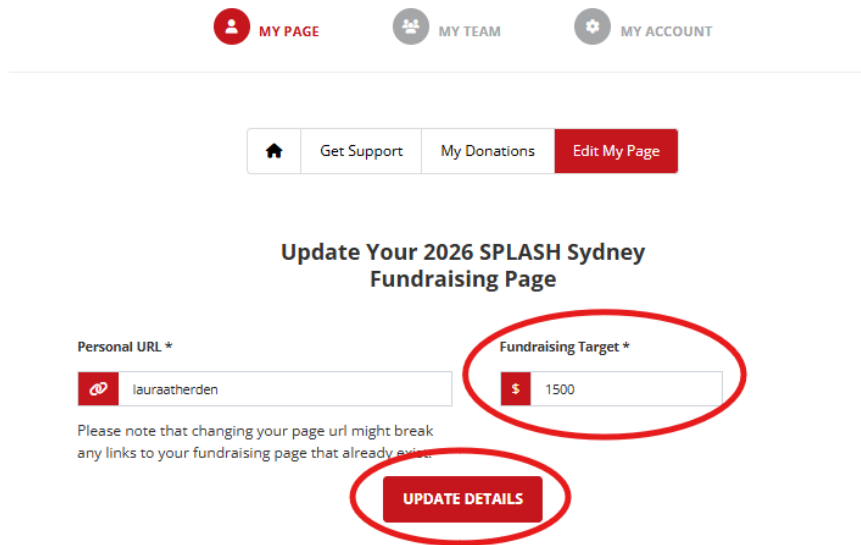
Keeping your page updated can help encourage more donations.



How do I update my fundraising goal?

Log in to your *Dashboard* and click on *Edit My Page* and update your fundraising goal.

You can increase or update your fundraising target at any time.



The screenshot shows the 'Update Your 2026 SPLASH Sydney Fundraising Page' interface. At the top, there are navigation tabs: 'MY PAGE' (selected), 'MY TEAM', and 'MY ACCOUNT'. Below these are buttons for 'Get Support', 'My Donations', and 'Edit My Page'. The main heading is 'Update Your 2026 SPLASH Sydney Fundraising Page'. There are two input fields: 'Personal URL *' with the value 'lauraatherden' and 'Fundraising Target *' with the value '\$ 1500'. The 'Fundraising Target' field and the 'UPDATE DETAILS' button below it are circled in red. A note below the fields states: 'Please note that changing your page url might break any links to your fundraising page that already exist.'

How do I share my fundraising page?

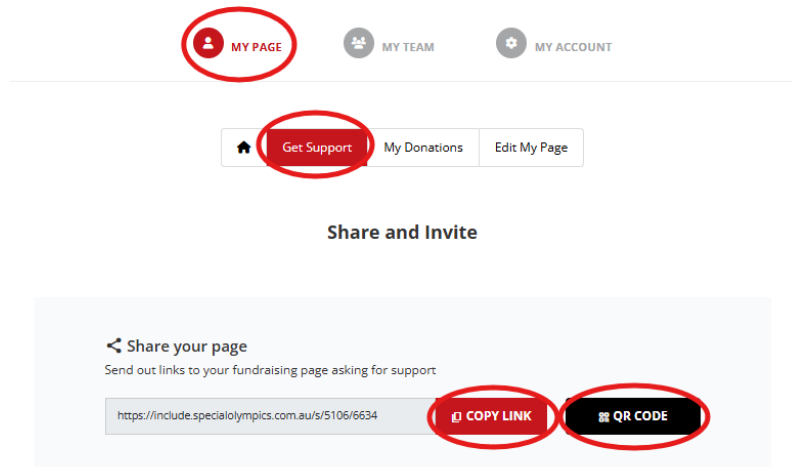
Once logged into your *Dashboard*, you can click on *Get Support* to access your *fundraising page link*. You will also have the option to create a *QR code* for your page.

Within the same section, you'll find an *email template* you can use to ask your network for support.

You can also share your *fundraising page link* via:

- Facebook
- Instagram
- LinkedIn
- WhatsApp

Sharing your page regularly helps you reach more supporters.



How do I ask people to donate?

The easiest way is to *share your fundraising page link*.

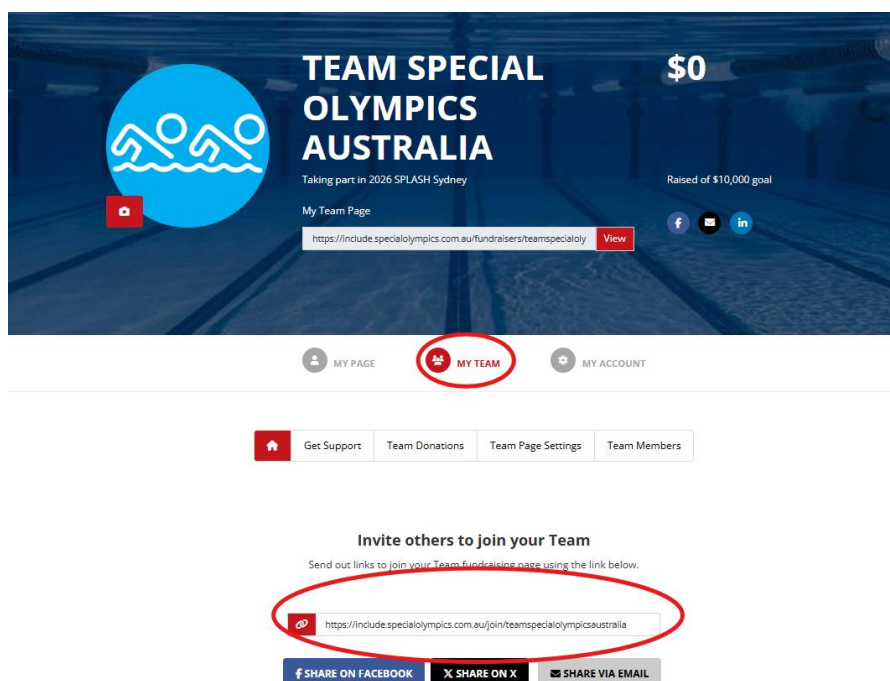
You can send it to friends, family and colleagues via email or social media.

Check out our [Tips and Tools section](#) on the SPLASH website for more information.

How do I invite people to join my team?

Team Captains can log in to their *Dashboard* and go to the *Team* section. From there, Team Captains can invite people to join their team by sharing the team link.

Team members can share their team's fundraising page link directly through the share links on the team fundraising page OR by sharing the team fundraising page link directly.



How do I see who has donated?

You can see all donations in your *Dashboard* under *My Page -> My Donations*.

Here you can view:

- who donated, how much they donated, any messages they left for you

How do I thank people who donated?

Log in to your *Dashboard* and go to *My Page -> My Donations*.

From there you can send a thank-you message to your supporters.

You can also thank them publicly on social media or with a personal message.

Need Help?

If you need help with your fundraising page or dashboard, please contact the Special Olympics Australia Fundraising Team on fundraising@specialolympics.com.au